

SWINGING DOORS

10900152

Door kit, single, max. 800 mm

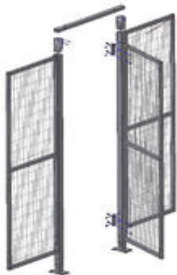
- Single or double versions
- Compatible with ProSafe T10, OptiSafe and SolidSafe panels
- Same type for left- and right-handed doors



PRODUCT DESCRIPTION

The door kit selection offers door widths for multiple applications. Most common widths for example for ProSafe T10 are 700, 800, 1000, 1200 and 1500 mm.

Single door, hinged



Space required: width of the door + 30 mm

Double door, hinged

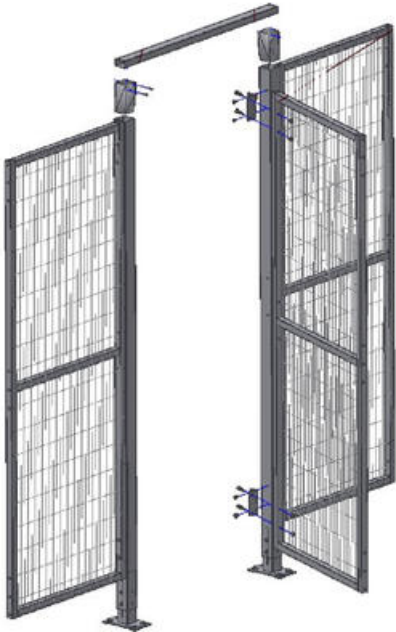


Space required: width of the door + 42,5 mm

SPECIFICATIONS

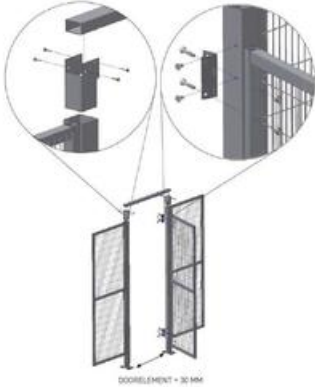
Width max	800 mm
-----------	--------





<div><div>x2</div></div> <div>10000070</div>	<div><div>x1</div></div> <div>10000XXX</div>	<div><div>x2</div></div> <div>10060101</div>	<div><div>x8</div></div> <div>07976014019</div>
---	---	---	--



AnvaHjo®

1090015X



<div><div>x2</div></div> <div>10000070</div>	<div><div>x1</div></div> <div>10000XXX</div>	<div><div>x2</div></div> <div>10060101</div>	<div><div>x8</div></div> <div>07976014019</div>
---	---	---	--

